

# 108 DAYS ONLINE COACHING-(DAY 34)-[20-03-2020~FRIDAY]

PAPER FOLDING



NAME OF THE CANDIDATE \*

M4

PLACE OF THE CANDIDATE \*

PATHANAMTHITTA

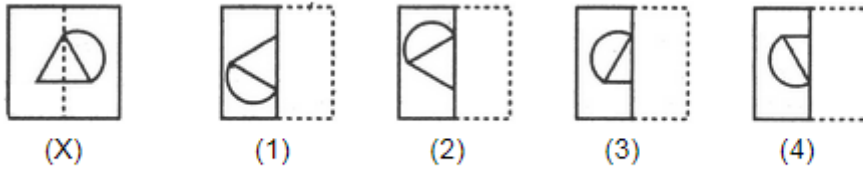
WHAT'S APP NUMBER (JOINED IN THE SAI EDN COACHING PLATFORM) \*

0

PLEASE WATCH THE ONLINE CLASSES CAREFULLY AND NOTE DOWN IT IN YOUR DIARY BEFORE SENDING THE ANSWERS

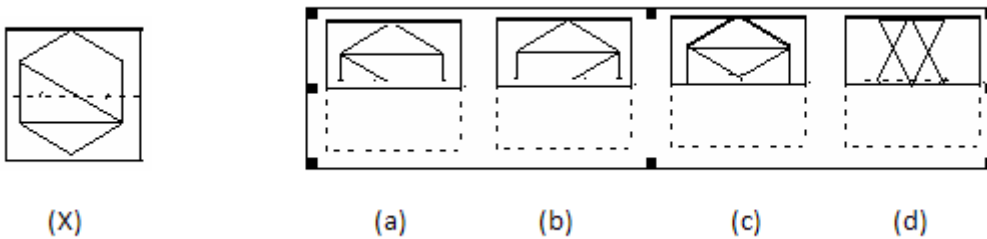
[https://youtu.be/1tM8G6\\_NS0g](https://youtu.be/1tM8G6_NS0g)

1. Find out from the four alternatives as to how the pattern would appear when the transparent sheet is folded at the dotted line. \* 1 point



- 1
- 2
- 3
- 4

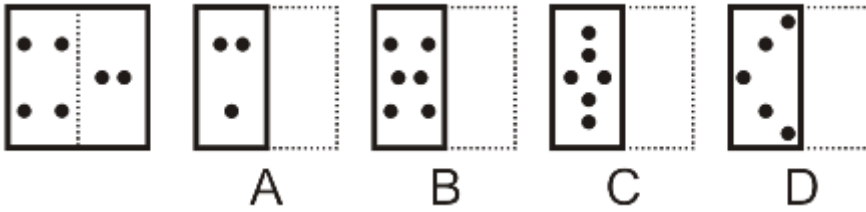
2. Find out from the four alternatives (a), (b), (c), (d), as to how the pattern would appear when the transparent sheet(X) is folded at the dotted line. \* 1 point



- c
- d
- a
- b

3. Choose the alternative \*

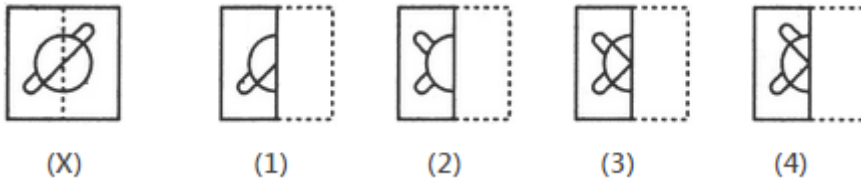
1 point



- A  
 B  
 C  
 D

4. Find out from amongst the four alternatives as to how the pattern would appear when the transparent sheet is folded at the dotted line. \*

1 point

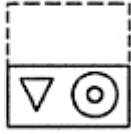


- 1  
 2  
 3  
 4

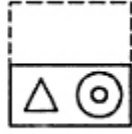
5. Find out from amongst the four alternatives as to how the pattern would appear when the transparent sheet is folded at the dotted line. \* 1 point



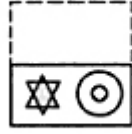
(X)



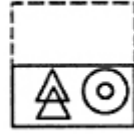
(1)



(2)



(3)



(4)

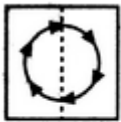
1

3

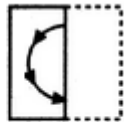
4

2

6. Find out from the four alternatives as to how the pattern would appear when the transparent sheet is folded at the dotted line. \* 1 point



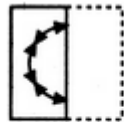
(X)



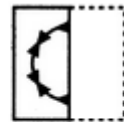
(1)



(2)



(3)



(4)

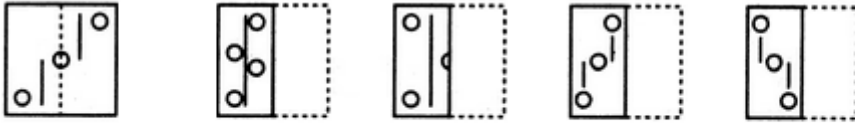
3

2

4

1

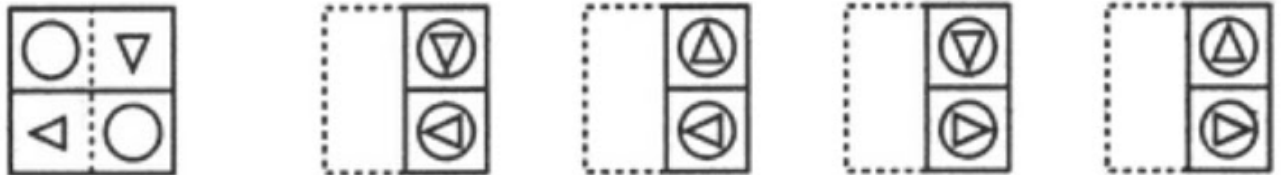
7. Find out from the four alternatives as to how the pattern would appear when the transparent sheet is folded at the dotted line. \* 1 point



(X) (1) (2) (3) (4)

- 1
- 2
- 3
- 4

8. Find out from the four alternatives as to how the pattern would appear when the transparent sheet is folded at the dotted line \* 1 point

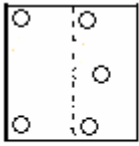


(X) (1) (2) (3) (4)

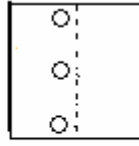
- 1
- 2
- 3
- 4

9. Find out from the four alternatives (a), (b), (c), (d), as to how the pattern would appear when the transparent sheet(X) is folded at the dotted line. \*

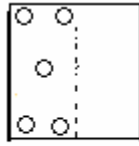
1 point



(X)



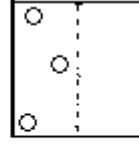
(a)



(b)



(c)



(d)

 b

 a

 c

 d

10. Find out from the four alternatives as to how the pattern would appear when the transparent sheet is folded at the dotted line. \*

1 point



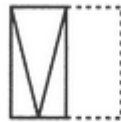
(X)



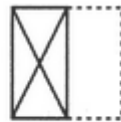
(1)



(2)



(3)



(4)

 2

 4

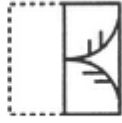
 3

 1

11. Find out from the four alternatives as to how the pattern would appear when the transparent sheet is folded at the dotted line. \* 1 point



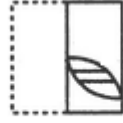
(X)



(1)



(2)



(3)



(4)

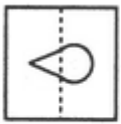
 1

 2

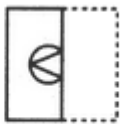
 3

 4

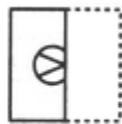
12. Find out from the four alternatives as to how the pattern would appear when the transparent sheet is folded at the dotted line. \* 1 point



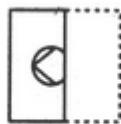
(X)



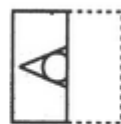
(1)



(2)



(3)



(4)


 1

 2

 3

 4


13. Find out from the four alternatives as to how the pattern would appear when the transparent sheet is folded at the dotted line. \* 1 point



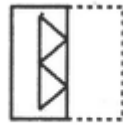
(X)




(1)



(2)



(3)



(4)

 1

 2

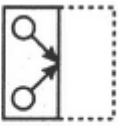
 3

 4

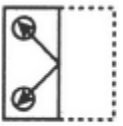
14. Find out from the four alternatives as to how the pattern would appear when the transparent sheet is folded at the dotted line. \* 1 point



(X)




(1)



(2)



(3)



(4)

 1

 2

 3


 4



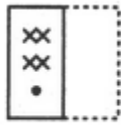
15. Find out from the four alternatives as to how the pattern would appear when the transparent sheet is folded at the dotted line. \* 1 point




(X)




(1)



(2)



(3)



(4)

 1

 2

 3

 4

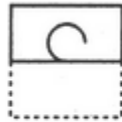
16. Find out from the four alternatives as to how the pattern would appear when the transparent sheet is folded at the dotted line. \* 1 point



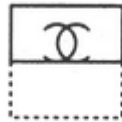
(X)



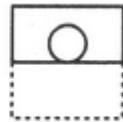
(1)



(2)



(3)



(4)

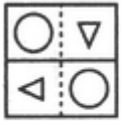
 1

 2

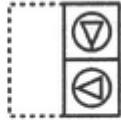
 3

 4

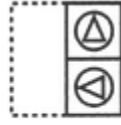
17. Find out from the four alternatives as to how the pattern would appear when the transparent sheet is folded at the dotted line \* 1 point



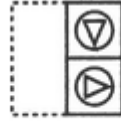
(X)



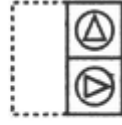
(1)



(2)



(3)



(4)

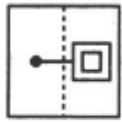
 1

 2


 3

 4

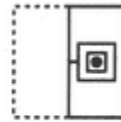
18. Find out from the four alternatives as to how the pattern would appear when the transparent sheet is folded at the dotted line. \* 1 point



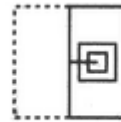
(X)



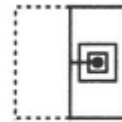
(1)



(2)



(3)



(4)

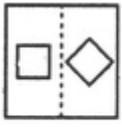
 1

 2

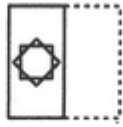
 3

 4

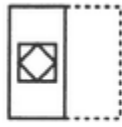
19. Find out from the four alternatives as to how the pattern would appear when the transparent sheet is folded at the dotted line. \* 1 point



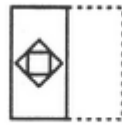
(X)



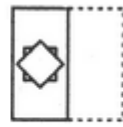
(1)



(2)



(3)



(4)

 1

 2

 3

 4

20. Find out from the four alternatives as to how the pattern would appear when the transparent sheet is folded at the dotted line. \* 1 point



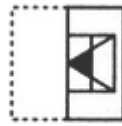
(X)



(1)



(2)



(3)



(4)

 1

 2

 3

 4

THANK YOU!!!

This content is neither created nor endorsed by Google.

Google Forms